














M608588 HARLEM BLANCO MATE 15X30
 150300 15x30 5.9"x11.81"

8 mm













Información Técnica / Technical Information

| Icono | Prueba | Norma | Resultado |
|---|------------------------|---------------------|-----------|
|  | RESISTENCIA AL CUARTEO | UNE EN ISO 10545-11 | CUMPLE |
|  | RESISTENCIA QUÍMICA | UNE EN ISO 10545-13 | GLA |
|  | PLANARIDAD | UNE EN ISO 10545-2 | ± 0.5% |
|  | DIMENSIONES | UNE EN ISO 10545-2 | ± 0.5% |
|  | ABSORCIÓN DE AGUA | UNE EN ISO 10545-3 | ≤ 20% |
|  | RESISTENCIA AL RAYADO | EN-101 | 4 |


Embalaje / Packing

| | | | | | | |
|---|---|---|---|---|--|---|
|  |  |  |  |  |  |  |
| 22.222 | 22 | 13.2 | 29.101 | 65 | 0.99 | 64.35 |

Usos / Uses

| | | | | | | | | |
|---|---|---|---|---|--|---|---|---|
|  |  |  |  |  |  |  |  |  |
| * | | * | | | | | | * |
|  |  | | | | | | | |
| | * | | | | | | | |

 Pieza/m2 / Piece/sqm
  piezas/caja / pieces/box
  kg/caja / Kg/box
  libras/caja / Lbs/box
  cajas/pallet / boxes/pallet
  m2/caja / sqm/box
  m² / pallet / sqm/pallet

 Interior / Indoors
  Exterior / Outdoors
  Revestimiento / Wall
  Pavimento bajo tránsito zonas secas / Floors - Light traffic in dry areas
  Pavimento bajo tránsito zonas húmedas / Floors - Light traffic in wet areas

 Pavimento alto tránsito / Floors - High traffic
  Pavimento radiante / Underfloor Heating installation
  Plato ducha / Shower floor
  Pared ducha / Shower Wall

 Piscina / Swimming pool
  Alta concentración de vapor (sauna, baño turco, etc) / High vapor condensation areas (sauna, Turkish bath...)