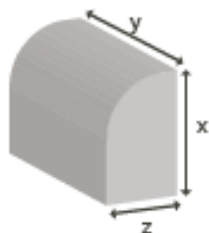
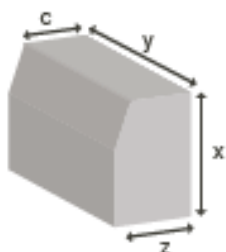


## Modelos de guarniciones:



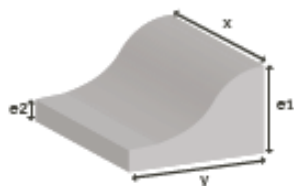
### MEDIO BOLEO

Ancho (z)	8 cm
Largo (y)	50 cm
Peralte (x)	20 cm



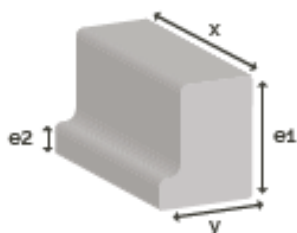
### RECTA

Corona (c)	6.5 cm	12 cm	12 cm
Medidas (xyz)	20 x 100 x 8 cm	30 x 100 x 15 cm	40 x 100 x 15 cm
Peso por pieza (aprox.)	36 kg	99 kg	132 kg



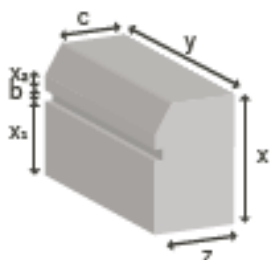
### PECHO PALOMA

Largo (x)	30 cm	40 cm	30 cm	30 cm
Ancho (y)	40 cm	60 cm	40 cm	30 cm
Espesor (e1)	20 cm	16 cm	10 cm	15 cm



### TIPO ACHART

Largo (x)	60 cm
Ancho (y)	17 cm
Espesor (e1)	17 cm



### CON CAJILLO O BUÑA

Largo (y)	Variable de 50 a 100 cm
Corona (c)	12 cm
Ancho (z)	15 cm

Pregunta por nuestra gama de colores.